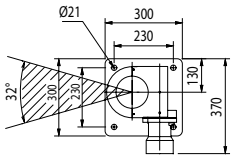
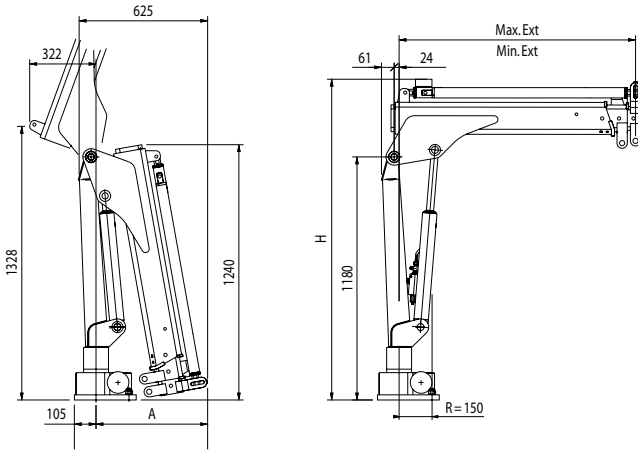


601 T



AMCO / VEBA
LIFTING BEYOND HORIZONS

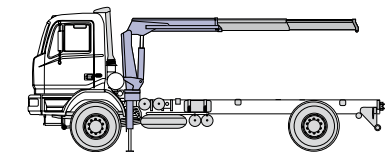
Technical data



VERSION	A [mm]	H [mm]	MinExt [mm]	MaxExt [mm]
1S	490	1560	1080	1900
2S	542	1560	1148	2788

	930	860	485	315	230
1S	1,00*	1,08	1,90	2,79	3,67
2S	920	800	450	310	230
	1,00*	1,15	1,97	2,79	3,67

*) theoretical lifting capacity



Recommended truck:
M.T.T. ton 2 - G.V.W. ton 2



Standard

- Designed in accordance with EN12999+EN13849
- Design class: HC1-HD4
- Hexagonal section extensions
- Independent extension cylinders
- Assembly kit
- Control panel with customizable position
- ABS protective cover on controls
- Worm and gear rotation
- Fittings SAE-JIC
- Light indicator for correct stabilizer stowing (CE)

	Lifting Moment	Slewing Angle	Working pressure	Oil tank capacity	Oil flow	Max Vertical Reach (Hydr)	Crane weight without stabilizers
	tm	°	bar	l	l/min	m	kg
1S	0,93	328	180	17,5	5	3,01	145
2S	0,92	328	180	17,5	5	3,85	164



H.C.E. SpA
Via Einstein, 4
42028 Poggio (RE) Italy
Tel. +39 0522 40.80.11
Fax +39 0522 40.80.80
info@amcoveba.it
commerciale@amcoveba.it
www.amcoveba.com



Dealer

Data, descriptions, and illustrations pertain only and uniquely to models sold at the time of printing of this brochure. After the date of printing, this information is purely indicative and not binding upon H.C.E. Future modifications are solely at the discretion of H.C.E. and are always in compliance with applicable and pertinent safety standards. To obtain updated data, descriptions, and illustrations, contact the manufacturer or your reseller. Cranes manufactured and/or marketed by H.C.E. are not responsible for the special applications depicted. Crane applications and accessories described herein are only examples. Some applications and equipment shown may not be approved for use in CE countries or other areas. It is the installer's responsibility to ensure that the crane is applied correctly, and that its application, installation, and accessories maintain safety and comply with all local laws.